

Dunkirk® | Q95M-200

Innovative. Efficient. Dependable. Dunkirk.

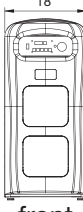
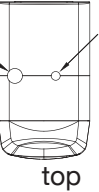
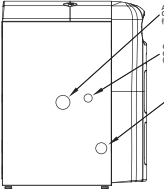
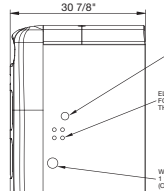
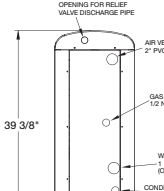




Q95M-200

92.5% AFUE Residential Gas Fired Modulating Condensing Boiler

- High Efficiency Cast Aluminum Monoblock Heat Exchanger with low pressure drop.
- Microprocessor Based Modulating Control.
 - Monitors the supply and return water temperature, adjusting the boiler firing rate to match the building load conditions.
- Hi-Limit Control with LED display and self diagnostic features.
- Low Water Cut Off.
- Boiler Temperature Reset.
 - Lowers the boiler supply water temperature depending on outdoor air temperature. Saves fuel without sacrificing comfort.
- Domestic Hot Water Priority.
- Easy to Install & Service.
 - Intake and flue gasses can be piped with readily available 3" PVC up to 100 equivalent feet.
 - Option of left, right, or rear exit for return plumbing and gas piping.
 - Piping connections facilitate multiple boiler installations.
 - Integral Condensate Trap.
- Limited 15 Year Warranty.



Dunkirk Q95M-200 Natural or Propane Gas-Fired Modulating Condensing Hot Water Boiler

Dimensions/Weights	Model	Boiler Input Rate (MBH) ⁽¹⁾		Heating Capacity (MBH) ⁽¹⁾⁽²⁾		Net AHRI Rating, Water (MBH) ⁽¹⁾⁽³⁾		AFUE % ⁽²⁾									
		Max.	Min.	Max.	Min.	Max.	Min.										
	Q95M-200	200	80	182	73	158	63	92.5									
<p>(1) 1 MBH = 1,000 BTUH (British Thermal Units Per Hour)</p> <p>(2) Heating Capacity and AFUE (Annual Fuel Utilization Efficiency) are based on DOE (Department of Energy) test procedures.</p> <p>(3) Net AHRI Ratings shown are based on piping and pickup factor of 1.15 in accordance with AHRI Standard. Net AHRI Rating of selected boiler should be greater than or equal to calculated peak heating load (heat loss) for building or area(s) served by boiler and associated hot water heating systems. Consult manufacturer before selecting boiler for installations having unusual piping and pickup requirements.</p>																	
<p>General Information (See Installation, Operation and Maintenance Manual for complete instructions)</p>																	
 <p>front</p>	<p>Clearances (4) Required distances measured from boiler. (5) Service, proper operation clearance recommendation.</p> <p>Note: May be installed on combustible flooring (No Carpets).</p>			Combustible Construction ⁽⁴⁾	Accessibility/Cleaning	Service ⁽⁵⁾											
		Top	Left Side	Right Side	Base	Front	Back	Intake/Vent Piping	1" (26 mm)	8" (204 mm)	8" (204 mm)	24" (610 mm)	24" (610 mm)	-	-	-	-
 <p>top</p>	<p>Combustion Air & Vent Pipe Equivalent Length</p> <p>Min. Length</p> <p>Max. Length</p> <p>Vent Pipe - First 2.5' (.762 m) is Schedule 80 2" CPVC (provided), then Schedule 40 3" PVC.</p> <p>Air Intake - Schedule 40 3" PVC.</p> <p>Notes: 3" Pipe Min. Venting - 15 ft. equivalent length, 3" Pipe Max. Venting - 100 ft. equivalent length. Reduce the maximum vent length by 5' per each 90° elbow. Refer to IOM for additional piping details.</p>			3" Pipe													
 <p>left</p>				15 Ft. (4.6 m)													
 <p>right</p>			100 Ft. (30.5 m)														
 <p>back</p>			Vent Pipe - First 2.5' (.762 m) is Schedule 80 2" CPVC (provided), then Schedule 40 3" PVC.														
				Air Intake - Schedule 40 3" PVC.													
				<p>Connections</p> <table border="1"> <tr> <td>Return/Supply Water</td> <td>Gas In</td> <td colspan="2">Condensate Drain</td> </tr> <tr> <td>1-1/4" NPT</td> <td>1/2" NPT</td> <td colspan="2">1/2" PVC</td> </tr> </table> <p>Note: Option of left, right, or rear exit for return plumbing and gas piping.</p>				Return/Supply Water	Gas In	Condensate Drain		1-1/4" NPT	1/2" NPT	1/2" PVC			
Return/Supply Water	Gas In	Condensate Drain															
1-1/4" NPT	1/2" NPT	1/2" PVC															
				<p>Electrical 120 Volts AC, 60 hertz, 1 phase, Less than 12 amps (15 amp circuit recommended)</p>													
				<p>Water Content 2.6 Gallons</p>													
				<p>Standard Equipment</p> <p>Boiler Control Module: Microprocessor based Modulating Control, Hi-Limit Control. User Display Interface: Temperature Display. Outdoor temperature sensor with cover included. Heat Exchanger: Cast Aluminum Monoblock. Combustion: Modulating Automatic Gas Valve, Modulating Burner, Direct Spark Igniter, LP Conversion Kit included. Modulating Blower, Manual Reset Casting Temperature Switch, Air Proving/Blocked Vent Safety Assembly, Air Purge Vent. Electrical: Service Switch, Service Receptacle Outlet. Other: Circulator (Taco 007 or Grundfos), Manual Reset Low Water Cutoff, Pressure Gauge, 30 PSI Safety Relief Valve, Integral Condensate Trap, Combination Painted Metal and Durable Plastic Jacket.</p>													
				<p>Options</p> <p>Concentric Vent Kit (3"), AMB Multiple Boiler Control (For Multiple Boiler Applications - Includes outdoor reset, priority override and lead boiler run time rotation. Available in two sizes - AMB4 and AMB8 to allow stage firing of up to 8 boilers).</p>													
				<p>Certifications</p>     <p>LEARN MORE AT energystar.gov</p>													
				<p>Dimensions</p> <table border="1"> <tr> <td>Width (A)</td> <td>18" / 457.2 mm</td> </tr> <tr> <td>Height (B)</td> <td>39.375" / 1000.1 mm</td> </tr> <tr> <td>Depth (C)</td> <td>30.875" / 784.2 mm</td> </tr> <tr> <td>Flue Diameter (D)</td> <td>3" / 76.2 mm</td> </tr> </table> <p>Weights</p> <table border="1"> <tr> <td>Ship Wgt.</td> <td>284 lbs. / 128.8 kg</td> </tr> </table>				Width (A)	18" / 457.2 mm	Height (B)	39.375" / 1000.1 mm	Depth (C)	30.875" / 784.2 mm	Flue Diameter (D)	3" / 76.2 mm	Ship Wgt.	284 lbs. / 128.8 kg
Width (A)	18" / 457.2 mm																
Height (B)	39.375" / 1000.1 mm																
Depth (C)	30.875" / 784.2 mm																
Flue Diameter (D)	3" / 76.2 mm																
Ship Wgt.	284 lbs. / 128.8 kg																

All ratings and specifications subject to change.

PN 240006152 Rev. 5/14

Contractor Assistance: 800.325.5479



P.O. Box 4729
 Utica, New York 13504
 tel: 315.797.1310 • fax: 315.797.3762
www.dunkirk.com

